

May 6th, 2019

Quotation # VSNA – J3883

Attention: Bryne Lee Sorley

Les Serres Vert Mirabel Inc/ Canopy Growth Inc.  
11730 Rte Sir Wilfrid-Laurier,  
Mirabel, QC, J7N 1P5

**Bellpark Horticulture is pleased to offer you the following proposal for your consideration.**

With reference to our recent discussions we have pleasure in forwarding the following quotation:

**Ref: Amendment on #VSNA-3811-V2 Container & Automation System**

We thank you for this inquiry and trust our proposal is of interest. The undersigned will contact you in the near future to provide a full explanation of the quotation and discuss any details and questions that you may have. Should you require any further information or questions prior to this contact please do not hesitate to contact us.

We trust that we have correctly interpreted your requirements and look forward to the prospect of supplying our products and services to your company in the near future.

Kind Regards,

Justin van der Putten

-----  
**I accept the above terms and conditions for the Quotation # VSNA – J3883**

Austin Hipkiss  
Print name and Signature

Date

May 23 2019

TBD  
PO / Order

**Copyright Bellpark Horticulture:**

The addressee may only use this quotation and all other information, among the enclosed layout drawings. The conveyance to a third party in which form what so ever, is only allowed with written permission of Bellpark Horticulture.

# 1. Description of the System:

The System describe below is a container system (Benches/ Ebb Flood table) apply to Cannabis. It has been designed for the propagation of clone, development of plant Vegetative stage and conservation of mother stock.

System is described into 2 parts:

### Container system:

- Container
- Support
- Rails
- Cross connection beams
- Work supports set
- Lifting conveyer frame
- Gutters
- Not included

### Automation:

- Overhead stacker
- Container Washer


### CONTAINER SYSTEM

#### Container: "from 640 to 900 containers"

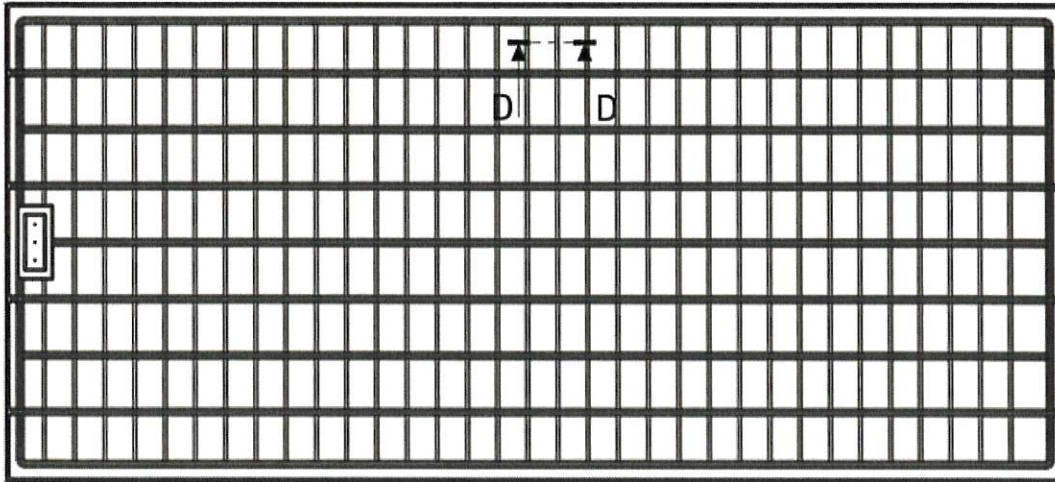
900 aluminum welded rolling containers with dimensions, 1.650 mm. Width x 3.400 mm. length  
Side profile: 150 mm.  
Head profile: 150 mm.  
Height sill members normal: 50 mm. x 20 mm. 5 pcs.  
Height sill members for wheels: 50 mm. x 25 mm. 2 pcs. on behalf of the supporting wheels.  
Container wheels: Per container 2 double angular wheels and 2 rolling wheels.  
Rolling wheels: Ø 51 mm. L=90 mm.  
Steering wheels: Bearing 6204 2RS 80% grease filling.  
C.T.C wheel sills: 1.980 mm.  
Head sill: Both head-profile to reinforced by means of an extra sill between the head profile and the first sill member.  
Bottoms: Bottom made of H.I.P.S. UV-resistant, grey ebb- and flow bottom.

Total surface: 3.801,60 m<sup>2</sup>

Containers are suitable for a total weight of 65 kg/m<sup>2</sup>



Regular Ebb and flow bottom



**Support: "From 1442 to 1984 supports"**

1.984pcs. supports, length  $\pm$  600 mm.  
hot dipped galvanized tube  $\varnothing$  51 x 2,25 mm.  
Including PVC plug and height adjustment with M16+ ring & nut.  
To be set on concrete tile  
300 mm. x 300 mm. x 100 mm.  
Supports to be set every 1.650 mm.

**Concrete tiles:** not included with container system pricing


Concrete tiles 300 mm. x 300 mm.  
x 100 mm for the Sub-construction and gutter supports  
\* Concrete tiles are heavy to transport , we recommend to find a local supply build to specs.

*Feet are to be  
Anchored to  
concrete  
slab  
AK*



**Rails: "From 2343 meters to 3247 meters"**

3.247,00 m. hot dipped galvanized rail, steel tube  $\varnothing$  51 x 2,25 mm., reduced on one end for a smooth connection with drill quicks.



**Cross connection beams: "From 256 to 352 cross connection beams"**

352 pcs. cross connection beams, L = 3.500 mm. for support heating pipes connected on the supports by means of special clamps (every 3 containers).

**Work support sets:**

3 pcs. complete work support sets for inside the working area to create work positions. Including 4 pcs. supports on footplates, hinges and height adjustment sets.

Note: \* Supports to be cut to size on building site by purchaser.



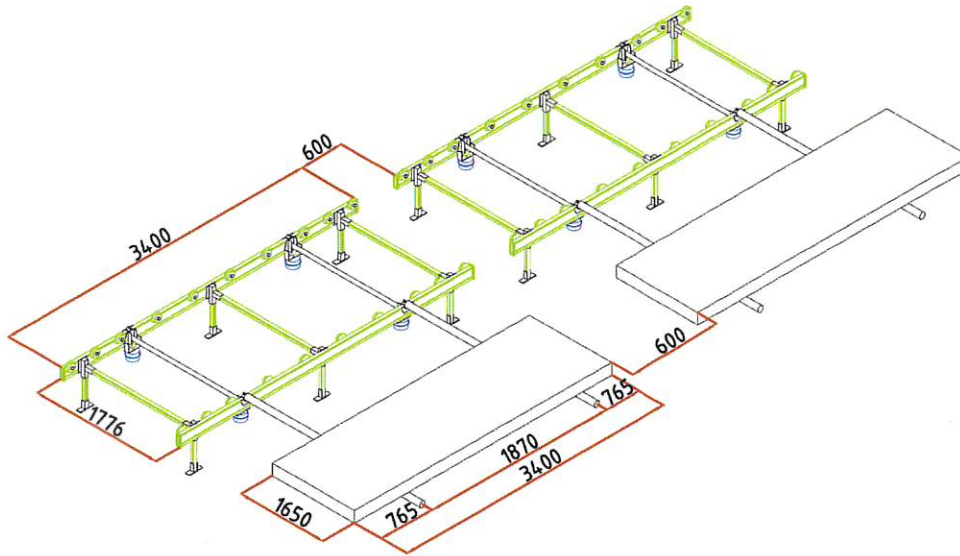
**Aluminium lifting/conveyor frames:** "From 24 to 45" pcs. aluminium lifting/conveyor frames.

45 x Lifting/conveyor frames including lifting tubes.

Dimensions between the wheels  $\pm 1.650$  mm. x  $3.400$  mm.

Boosters type T16, sealed with rubber sleeve.

Polyamide wheels with stainless steel bearings c.t.c.  $\pm 450$  mm.  $\pm 16$  pcs. Cross connection beams 3 pcs. per conveyor frame. Lifting tubes 2 pcs. per conveyor frame.



4 x Conveyor frames.  
 Dimensions between the wheels  $\pm 1.650$  mm.  
 $\times 3.600$  mm.  
 Polyamide wheels with stainless steel bearings  
 c.t.c.  $\pm 450$  mm.  $\pm 16$  pcs. Cross connection  
 beams 3 pcs. per conveyor frame.  
 Note: \* Airlines included, total 275,00 m.  
 \*\* At the ends of each line of  
 conveyers an end stop will be included.



**Gutters: "from 1056 meters to 1604 meters"**

1.604,00 powder coating WR gutters thickness  
 0,8 mm., wide 220 mm. for the discharge of the  
 ebb- and flow containers.

428 pcs. supports for the WR gutter, made of  
 hot dipped galvanized tube 51 x 2,25 mm.  
 Including PVC plug and height adjustment with M16+ ring & nut, to be set on concrete tile 300 mm. x 300  
 mm. x 100 mm. (Tiles delivery is excluded).  
 40 pcs. plastic downspouts  $\varnothing 110$  mm. for discharge of the WR gutter.  
 40 pcs. plastic end-pieces for WR gutter.

**Dripping system:**

Not included

**\*Not Included: Details for irrigation to be determine**


- Water inlets
- Dripping system
- Irrigation unit.
- Suction-lines.
- Main lines.
- Valves.
- Drain water collection lines.

## AUTOMATION

### Overhead stacker: "From 34 meters length to 63 meters"

1 pc. overhead stacker, rails length 63,00 m., consisting of:

- 1 Set rails IPE-160 length  $\pm$  63,00 m. (galvanized), fixed on a self-supporting frame.
  - 34 Positions for loading and unloading. Wireless communication
  - 1 Drive-motor (frequency controlled).
  - 1 Lift-motor (frequency controlled).
  - 1 Motor for locking containers (not frequency controlled).
- Stainless steel frames.  
Switch box to be fixed on the side of the overhead stacker.



Note:

\* Excluding the foundation for the self-supporting frame

The overhead stacker is equipped with light- and sound signals while driving and lifting / lowering the container.

All orders will be given manually by push-buttons near the workstations.

With this overhead stacker stacks can be made (if containers are stackable).



**Supervisor:**

If you choose for self-assembling of the described system, supervisors are available during installation for the various disciplines. The supervisor will give guidance but also will work alongside your workers to finalize the build as fast as possible.

Supervision is based on one supervisor, 10 hours a day, with a maximum of 60 hours per week. (6 days,10 hours) a minimum period of two days and a maximum united-period of 6 weeks.

Typical installation such as these take around 8 weeks to assemble with 6 guys and 1 supervisor

Without our supervising we cannot guarantee the correct installation of the project.

We advise the project to be installed under our supervision.

Without our supervising we cannot guarantee the correct installation of the project.

Note: Excluding:

- \* Travelling expenses (tickets and traveling hours), car rental, communications.
- \* Costs for hotel, food, drinks (West-European standard)
- \* Necessary working permission

**2. Price overview**

---

Amendment on Container System:

Container system	\$ 157,130.00
Overhead stacker	\$ 26,000.00

\*irrigation not included, to be determined after signed order

Supervision:

Supervisor Container 2 weeks @60hrs/week	\$ 14,400.00
--	--------------

Not included:

- Welding of Pcs Container
- Concrete Tiles
- Irrigation dripping system

**Shipping Charges**

-Extra, not included-

Does not include duty, brokerage and clearing costs, insurance, random customs inspection fees, harbor fees and merchandising / processing fees, waiting times, extra trucking charges, container storage or chassis rental, extra charges for special container types as well as GRI's from now until time of shipment.

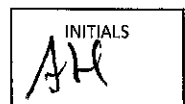
- \* Insurance costs are .36% per \$1000 of value
- \*\* Estimated transport volume: 6<sup>1/2</sup> x 40ft HC transport container

**Installation**

-Extra, not included-

Machine placement, set up, and training by Bellpark horticulture Factory authorized technicians.

- We require at least 2 people to be trained on the machine(s).
- Sufficient power and air must be available and connected.



### **3. Delivery time and terms of payment**

---

Prices : CDN dollars  
Taxes : Prices are excluding applicable taxes  
Validity of the quotation : 10 days  
Delivery : Delivery EXW in accordance with Incoterms 2010  
Delivery time : 16-18 weeks before shipment from the Netherlands  
Payment terms: 50% on order  
45% before shipping  
5% within 30 days after delivery.

### **4. Remarks**

---

- Construction materials; anodized aluminum and a part of the machine is finished with painted steel and galvanized steel parts.
- Damaged, disfigured and/ or dimensionally unstable pots/trays and/or plants can cause problems in the automation process.
- In this quotation no third party collision protection for the protection of the machines is included.
- We reserve the right at all times to change the prices and/or machine set-up until we have seen and possibly tested the products to be processed.
- The product to be processed (samples) need to be supplied to Bellpark within 7 days for testing purposes. When these products fail to arrive in this time frame a delay could occur in the agreed delivery date. Any adjustments that needs to perform to the machine line due to the usage of non-tested products will be charged separately.
- During the installation process, all products need to be available for the fine adjustment of the machine line.
- Bellpark is not responsible in any way for delays caused by shipping companies and does not take responsibility for extra charges and/or costs related in any way to these delays.
- All machines are CE approved
- If CSA or ESA or UL approval is required this can be accommodated at the customer's expense either on site or in the factory.
- Upon arrival at customer and during installation insurance liability and responsibility for the equipment is for the customer or party who has purchased or leased the equipment.
- Shipping damage or obvious defects to machinery must be reported to Bellpark within 8 business days after receipt of goods.

### **5. Warranty**

---

Bellpark guarantees the correct operation of the above machine line, as long as it is used for its intended purpose and has been properly treated and maintained.

This guarantee applies to faults in the machine line that occur with standard use of the machinery within a period of 12 months (with 1 shift operation, approximately 2000 hours) from the date of commissioning of the installation, but with a maximum of 16 months following supply. The components which are normally subject to wear are not included in this guarantee.



Any shortages in the construction, material or skills for which Bellpark is responsible will be made good by Bellpark via repair or replacement provided that the defective parts are returned to Bellpark.

Bellpark is in no way liable for any faults or damage that is caused by inaccurate use, incorrect control or insufficient maintenance, inadequate power supply or grounding, by overload, or use of the machinery exceeding the application as described in this quotation.

Bellpark declines all liability for consequential loss and cannot be held liable for work, material supplies or repairs, carried out by third parties without its written authorization

This sales contract is subject to having Bellpark properly service and support your Visser equipment for the serviceable life of the equipment including the warranty period. This requires Bellpark to install, service, repair, troubleshoot, test and/or train the customer on our products. Bellpark warrants that the individual providing such service or support has specialized knowledge of the equipment supplied in this contract.

## Energy Requirements

---

### Electricity

Drive power supply : 208 V 60 Hz, in adequate power and if necessary filtered and stabilised. Other voltages on request, additional cost may apply.  
Control voltage : Inputs = 24 V DC, output = 24 V DC

- The total installed electrical power and the location and connection data of each individual control panel is determined after order during the engineering phase. During the quotation phase a preliminary installed power list can be submitted on request.
- Electrical power supply with sufficient power to the control panel(s) is to be provided by the customer or main contractor.
- On commencement of the installation there must be sufficient power supply for the positioning and testing of the machines.

### Compressed Air

Minimum pressure : 8 bar  
Quality : According to DIN ISO 8573-1 class 2. The compressed air should be clean, dry (150 Micron) and oil-free.

- The exact air consumption and location of the connection points is determined after order during the engineering phase. During the quotation phase a preliminary air consumption list can be submitted on request.
- Typically each control panel should be provided with a compressed air connection with sufficient capacity. This is excluded from our delivery and should be provided by the customer or main contractor.
- On commencement of the installation there must be sufficient compressed air for the positioning and testing of the machines.
- A compressor is, unless mentioned otherwise, not included in the price.

## 7. Water connections

---

- To be determined after order during Engineering phase

## 8. Conditions of supply relating to machine line

---

- The client should appoint a set named contact person who is to act as an interlocutor during the course of a project, installation and instruction.
- Supply and drainage pipes for water must be laid and connected by the client.
- It is our assumption that the machine line will be located on a place where the temperature will be at least 5 degrees Celsius and at the most 40 degrees Celsius.
- When the goods are delivered ex works the client is responsible for insuring the transport of the goods. This can be quoted on request.
- A fork-lift truck with operator must be available on arrival for unloading the machine(s). In some cases a crane may also be required. The costs of this are on the account of the client. Unloading is to be carried out by the client. In many cases Bellpark staff will be present during unloading. Subject to confirmation.
- During the installation time of the machine(s) there must be a fork-lift truck and driver available. In some cases a tower crane or other objects can be required for the installation of the machines. The costs of these requirements are on the account of the client.
- The client is responsible for ensuring that any necessary building and civil works are carried out.
- The surface on which the machine(line) is installed must be surfaced and level and dry.
- If there is a floor heating system, an exact indication must be given of where and at what depth the pipes of the floor heating system are located in connection with the securing of the machine. If we have to secure the machines in a way other than anchor bolts, additional costs will be charged over and above those quoted herein.
- There must be sufficient lighting and, if necessary heating in the working space during the installation of the machine(s). The client should also provide toilet facilities at the disposal of the installers.
- If the working space is newly-built it must be a closed area and Bellpark will not start the installation until the working space where the machine line has to be installed is completed.
- The client must allow our staff the opportunity to complete their work both safely and soundly. The client is also responsible for informing our staff of any internal safety regulations that may apply PRIOR TO ORDER CONFIRMATION.
- The client should provide a lockable space to store tools and other valuable objects safely.
- Throughout the installation period the client must allow our staff access to the installation location regardless of the time of day (or night).
- The client must ensure that there are relevant test products available during the trial run of the machines and also for the trial runs during the installation period.
- Unless mentioned otherwise in this quotation any necessary fire lane and fire alarm systems are not taken into account.
- All bank costs including bank warranties are chargeable to the account of the client.
- The client shall allow us to take photographs and films of the entire machine line for advertising purposes and/ or construction files for the compelled CE machine guideline.
- Waste and packing materials will be deposited in the container which must be provided by the client. The client is responsible for any additional costs incurred, e.g. workers facility etc. during the installation/ commissioning period.
- Method statements and risk assessments, where applicable, will be provided prior to delivery/ installation. Where additional costs and/or third party consultants are required in relation to risk assessment/method statement/Health and safety issues these will be charged as an additional cost to those quoted on completion of works.
- If delivery is being postponed by the customer, Bellpark reserves the right to charge for the storage costs.

## 9. Modem Connection

---

If a modem is used, a modem will be installed in the control box of the machine (line). This modem makes it possible to make a fault analysis in the event of a fault. In addition to solving faults, the modem can also be used to adjust the program in the PLC. This is limited, however, to minor adjustments because for major changes it is not very well possible to properly check the operation of the program.

Working with a modem requires an analog telephone connection. A connection must be provided in each control box containing a PLC. The connection must be direct, that is, without intervention of a switchboard. If there are several control boxes, the telephone connections may be connected in parallel. The customer will have to ensure that the telephone line(s) is (are) completely laid and installed in the control box(es)

**In case of a PC/TEX control panel is being used, unfortunately a modem connection cannot be used. The telephone line(s) must be laid and connected before commissioning the machine line in order for us to be able to test the modem and to be in a position to provide services as from the first day of production.**

## 10. Service & Maintenance

---

### Service:

The service and maintenance division of Bellpark is accessible 24 hours a day. Direct contact between the qualified service engineers and the product specialists provides a fast and effective service. Possible electrical faults in a machine line can be solved or located directly from our company because there is a modem in the control panel. As a result, production stagnation is kept to a minimum. The rates and terms for this service will be sent to you on request.

### Maintenance:

To keep the machine line in an optimal state, we would like to offer you a flexible maintenance contract in consideration with you or your technical service. Depending on the number of working hours and your wishes, our after sales department will provide you with advice. Without obligation, this department will also offer you a spare parts list of the machine line, including any stock and non-stock items.

The weekly maintenance, including the cleaning of the machine line should be carried out by the operator. We are able to help you by setting up together a list with points of attention.

## 11. Instruction of the personnel

---

It is advisable, during the commissioning of the machine line, to permit participation in the start-up procedure to the persons (max. 2) who will afterwards be responsible for the use and the maintenance of the installation.

The operators training is not included in the quotation but it comprises of the following points:

- General system operation
- Function buttons and controls
- Function touch screen (if present) and operation
- Error messages
- Fault rectification
- Attention points for maintenance
- Safety

We assume that the training of the operators will take place during the installation time and during the testing of the line.

## 12. Container system conditions

---

### 1. Electrical Safety:

Circuit breakers and/or fuses for power overload are not included.  
This can be determined later or are made by third parties.

### 2. Rolling Container:

When welding of containers has to be done by our team the purchaser will be responsible for transportation of the materials to the welding-position and for placing ready containers on the rail-pipes. Welding of containers on building site in a wind-free area, provided with a levelled asphalt/concrete floor, minimum dimension of this area 6,40 m x 10,00 m.

\*Adjustment construction: Not included.

### 3. Materials:

All parts supported on concrete floor are galvanized or made of stainless steel. Connection material are electrolytic galvanized. Welded parts are treated with zinc – or stainless steel spray.

### 4. Risks:

From the moment the materials have been loaded, all risks are for account of the buyer, including theft. We advise you to inform your insurance company in time.

### 5. Insurance:

Bellpark will insure the materials until loading. After loading of the materials insurance is for account of the buyer.

### 6. Delivery:

Not included. Loading materials Bergschenhoek – Holland.

### 7. Material:

All materials are NEW.

### 8. Storage:

All materials must be stored in a dry and lockable area.

### 9. Supervision:

We advise the project to be installed under our supervision.

Without our supervising we cannot guarantee the correct installation of the project.

Before starting installation of the container system, purchaser must prepare the site free of obstacles and rocks down to a depth of 600 mm. The site must also be properly levelled, with a maximum difference in height of 20 mm.

### 10. Ebb and flow bottoms:

The user is advised to place a high priority on maintenance. Never allow empty benches to stand in direct sunlight - and certainly not on warm days since the sun can quickly heat the plastic material up to 60°C. If bench tops are empty, it is recommended that they be protected, e.g. by stacking the benches, shading them, filling with water, etc.

### 11. Guarantee

Normal guarantee on new materials for 1 year after delivery against factory faults, with the understanding that defective materials must be sent to the contractor at their request at their expenses or must be kept available on the site for inspection by the supervisor.

Guarantee on the ebb- and flow bottoms is 5 years.